




# MAKING PORTRAITS THAT REPRESENT AND SYMBOLIZE



55 MINUTE CLASS

INTRODUCTORY ART HS LEVELS

WHAT DOES YOUR PAST  
PRESENT AND FUTURE LOOK  
LIKE?

2023



# MAKING PORTRAITS THAT REPRESENT AND SYMBOLIZE

REPRESENTATION  
SYMBOLISM  
PORTRAIT



STUDENTS WILL MODEL 3 EXAGGERATED FACIAL EXPRESSIONS, AND POSES THAT BEST REPRESENT THEIR PAST, PRESENT AND FUTURE AFTER BEING INSPIRED BY THE SYMBOLISM/ REPRESENTATION PRESENTATION.

STUDENTS WILL BE ABLE TO PHOTOGRAPH THEIR PARTNER'S PORTRAITS IN MANY DIFFERENT WAYS USING DIFFERENT COMPOSITIONAL TECHNIQUES LIKE DIFFERENT FILTERS, SIMPLE BACKGROUNDS AFTER BEING INSPIRED BY THE PORTRAIT PRESENTATION.

STUDENTS WILL EXPLAIN THEIR THOUGHTS ABOUT HOW THEIR PAST EXPERIENCES, CURRENT SITUATION AND THEIR PROSPECTIVE FUTURE IS REPRESENTED IN THEIR PORTRAITS IN THEIR HANDOUT

STUDENTS WILL PRESENT A 2MIN PRESENTATION EXPLAINING HOW THEIR EXPRESSIONS/POSES/ COMPOSITION REPRESENT THEIR PAST PRESENT AND FUTURE.

In this lesson students will think about how has/ will their past, present and future affect them. The model will choose 3 exaggerated facial expressions, poses that best represent their past, present and future. The photographer will compose 3 different compositions that will help reiterate the models narrative of past, present and future. Students will then record their reasoning on why each pose/expression/composition represents their past/present/future By the end of the class students will present their portraits in a 2 min presentation with the accompanying writing prompt.



POSE  
COMPOSITION  
FACIAL EXPRESSION

KALIN HAYDON